

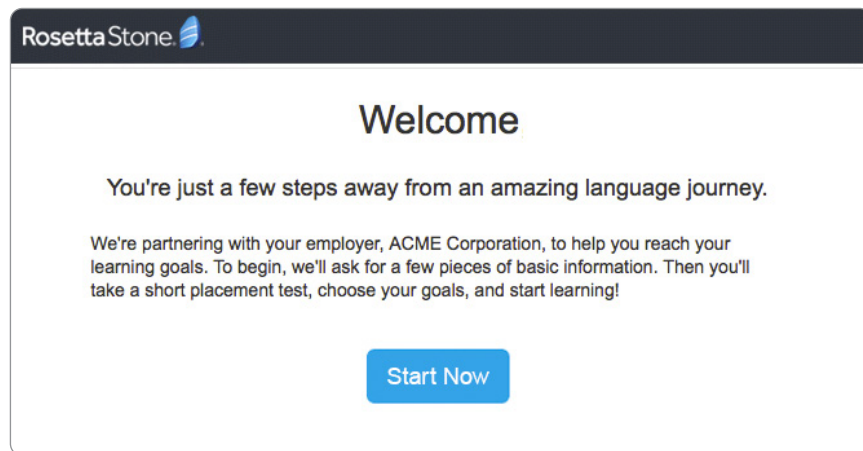
Rosetta Stone® Catalyst® Getting Started Guide

Welcome to Rosetta Stone Catalyst

The Rosetta Stone Catalyst solution has a language proficiency assessment tool that places you in the correct program based on your goals questionnaire and placement test answers. Once you've completed your registration and onboarding, you'll be placed at the appropriate level in Foundations or Fluency Builder.

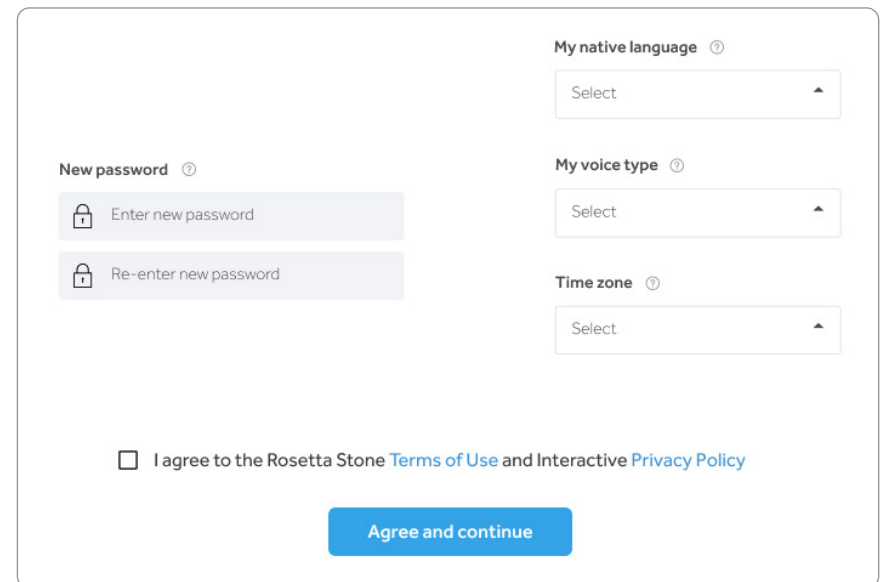
Set Up Your Profile

- 1 As a new user, you should have received a welcome email from Rosetta Stone. Click the **"Start Now"** button as seen below.



The screenshot shows the Rosetta Stone Catalyst Welcome screen. At the top is the Rosetta Stone logo. Below it, the word "Welcome" is centered. Underneath, a message says: "You're just a few steps away from an amazing language journey." Further down, a paragraph states: "We're partnering with your employer, ACME Corporation, to help you reach your learning goals. To begin, we'll ask for a few pieces of basic information. Then you'll take a short placement test, choose your goals, and start learning!" At the bottom center is a blue button labeled "Start Now".

- 2 You will now have the option to choose a password, native language, voice type, and time zone. Make sure to agree to the Terms of Use and Privacy Policy by checking the box at the bottom left.



The screenshot shows the registration form. It has three dropdown menus on the right: "My native language" with a "Select" option, "My voice type" with a "Select" option, and "Time zone" with a "Select" option. On the left, there are two password input fields: "New password" and "Re-enter new password", both with lock icons. At the bottom left, there is a checkbox followed by the text "I agree to the Rosetta Stone [Terms of Use](#) and Interactive [Privacy Policy](#)". At the bottom right is a blue button labeled "Agree and continue".

- 3 Click **"Agree and Continue"**

Rosetta Stone® Catalyst® Getting Started Guide *(continued)*

Rosetta Stone Catalyst Questionnaire

Now that you have defined your basic preferences, it's time to determine your language goals through a 5-minute questionnaire.

1 Click **"Start"** to begin.

Your English (American) language goals

In order to help you get the most from Rosetta Stone, we would like to learn more about you and your English (American) language goals.

Estimated time to complete objectives:

5 minutes

[Start](#)

2 You will now be asked a series of questions about the length of time you have studied your chosen language, how you previously learned that language (if applicable), and the goals you would like to achieve through this learning program. Please answer all questions as honestly as you can.

OBJECTIVES

What is your primary topic of interest?

- ☐ Communicating for general needs (such as dining, shopping, errands, hobbies, entertainment)
- ☐ Communicating in business meetings
- ☐ Communicating on the phone with individuals and groups
- ☐ Communicating with colleagues and partners
- ☐ Giving business presentations

3 Once you have answered all of the questions in this questionnaire, you will have the opportunity to take a self-assessment or a placement test, depending on your language of study. These assessments will place you at the appropriate level in your language program.

OBJECTIVES

Frequent and consistent study is important to making progress towards your learning goals and maintaining your English (American) proficiency.

How many days per week do you plan on using the software?

How many minutes will you spend each day?

[Back](#) [Next](#)

Rosetta Stone® Catalyst® Getting Started Guide *(continued)*

Rosetta Stone Catalyst Placement Test

Once you have taken the questionnaire, it will be time to determine what level within the product best fits your language needs. **See your chosen language below to determine how this will take place:**




English, Spanish, French, or German

If you have chosen to learn English, Spanish, French, or German, you will now take a placement test that will assign you to a level that is best for you. The test should take between 30-45 minutes to complete.


- 1 Click **"Start"** to begin.

Your current language ability in English

In order to help you get the most from Rosetta Stone, we would like to learn more about your current English language skills.

-  We'll only use your results to place you in the appropriate product and language level to best meet your skills and learning goals.
-  We recommend you sit in a quiet place with headphones to ensure you can hear the audio clearly.
-  Any questions you don't answer will be marked as incorrect.

Estimated time to complete test:

 **30 - 45 minutes**

Start

- 2 You will answer multiple choice questions in an untimed environment. Try your best to answer the questions without consulting reference materials.

PART 1

Choose the answer that best completes the sentence.


Whales are mammals _____ they live in the water.





- ☐ as
- ☒ and
- ☐ while
- ☐ until

- 3 Be sure to turn your sound up, as some items will require you to listen to a question and/or response.

Part 1

Look at the image carefully. Then choose the best response.



- ☒ 
- ☐ 
- ☐ 
- ☐ 

Rosetta Stone® Catalyst® Getting Started Guide *(continued)*

English, Spanish, French, or German *(continued)*

- 4 When the test is complete, you will see your score, CEFR level (Common European Framework of Reference), and a description of your general language abilities at that level. To enter your new product, simply click **“Start Learning.”**

Congratulations!

You've completed the Rosetta Stone English Pre-test. Your test results are explained below.

Your Reading and Listening test results indicate that you are ready to study content at CEFR Level B2.

Beginner ● A1 ● A2 ● B1 ● **B2** ● C1 ● C1+

Your score:
259/400

At the B2 CEFR level, you are able to:
Understand the main ideas of complex text on both concrete and abstract topics, including technical discussions in his/her field of specialization.
Interact with a degree of fluency and spontaneity that makes regular interaction with native speakers possible without strain for either party.
Produce clear, detailed text on a wide range of subjects and explain a viewpoint on a topical issue giving the advantages and disadvantages of various options.

Start learning

Note: The CEFR levels are:

- A1** Low Beginner
- A2** High Beginner
- B1** Intermediate,
- B2** Higher Intermediate
- C1** Advanced

Italian

If you have chosen to learn Italian, you will now take part in a self-assessment that will place you in a product and level that is best for you. The assessment should take about 10 minutes to complete.

- 1 Click **“Start”** to begin

Your current language ability in Italian

In order to help you get the most from Rosetta Stone, we would like to learn more about your current Italian language skills with this self-assessment.

We'll only use your results to place you in the appropriate product and language level to best meet your skills and learning goals.

Estimated time to complete your self-assessment:
10 minutes

Start

- 2 You will now be asked a series of questions relating to your comfort and skill level with your chosen language. Please answer these questions as accurately as possible.

1 / 5

Select the option that best describes your ability to understand or communicate in Italian. You should choose only one option.

When I hear spoken Italian, I can understand:

- ☐ one- or two-word statements, or less
- ☐ basic everyday words and phrases
- ☐ main points in short, clear, simple messages
- ☐ topics of personal interest when the delivery is relatively slow and clear
- ☐ TV news, extended speech and lectures if the topic is reasonably familiar

Rosetta Stone® Catalyst® Getting Started Guide *(continued)*

Italian *(continued)*

- 3 When you have completely answered all self-assessment questions, you will be given a CEFR level based on your results. Click **“Start Learning.”**

Your results

Congratulations. You've completed your language self-assessment. Your responses indicate that your Italian proficiency level corresponds to the following:

Beginner

A1

A2

B1

B2

C1

C1+

At the A2 CEFR level, you are a basic user of Italian.

Start Learning

Additional Languages

If you have chosen to learn a language that is not English, Spanish, French, German, or Italian, you will automatically be placed into Rosetta Stone Foundations. Simply click on **“Foundations”** to get started!

My Products

Foundations

Rosetta Stone Catalyst Dashboard

After completing the questionnaire and assessment, you'll see an option to **“Choose your Product.”**

Hello, Olivia!

My Goals:

40 min per day

5 days weekly

Edit

English (American) Language

B2 Level

Keep going! You need to do more activities to complete your goal.

My Products

Fluency Builder

Get our mobile app!


name@email.com

Send

My Activity (Hours)


Export Report

	Desktop	Mobile	Tutoring	Total
This Month	0:00	1:13	0:26	1:39
All Time	2:57	3:03	1:23	8:46



What mobile application should I use?

After you have been placed into a Rosetta Stone program, you will be presented with an option to have the mobile application information for your program sent to your email.



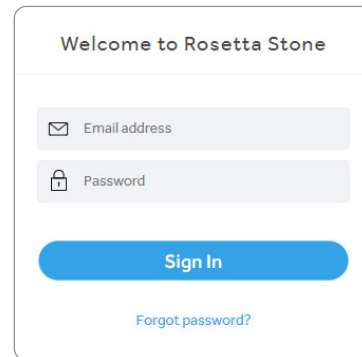
Rosetta Stone® Catalyst® Getting Started Guide *(continued)*

Future Sign In

1. Navigate to your organization's launch pad

<https://login.rosettastone.com>

2. Enter your username and password
3. Click "Sign In"
4. Click on your program to open your account



Best Practices

Don't forget to use a USB headset. This is important while completing lessons and especially while attending Live Tutoring sessions. The correct headset will ensure that you get the best feedback on your speaking skills.

Practice a little bit every day to keep everything you're learning fresh in your mind! We recommend that you practice in the program for 30 minutes, 3-5 times per week.

Schedule practice time on your calendar. This will help you remember to get those 30 minutes in, and ensure that learning with Rosetta Stone becomes a part of your daily routine.

Find a language partner in your organization or in your community. Learn and practice your new vocabulary together.

Immerse yourself in your new language. Look for opportunities to practice your language skills outside of the program. This could be reading news and articles, listening to music, or watching movies in your new language. Full immersion is the key!

System Requirements

In order to get your language learning experience off to a strong start, it is important to ensure that your computer meets the Rosetta Stone® system requirements.

You can find system requirements listed on our support portal by clicking the link below:

[System Requirements](#)

Having a problem?

Call, click, or chat to get answers to your questions:

support.rosettastone.com
instsupport@rosettastone.com
877-223-9848

