

Rosetta Stone for parents and adult learners

1

Provide a Quick Start Guide

2

Make access easy

3

Celebrate successes


1. Provide a Quick Start Guide


- Share username and password credentials in multiple formats to ensure all families receive this important information. In addition to emailing families, distribute hard copies of our Quick Start Guide (available in English and Spanish) with sign-in information. Remember, even if your student accounts are integrated using a learning management system or single sign on, your parents will use direct sign in.

Find the Getting Started Guide at support.rosettastone.com in Teacher Resources

Accessing the Rosetta Stone® program from home.

A Quick Start Guide





Need help?
Contact your school's administrator.

Administrator name:

Administrator phone number:

Your school's Rosetta Stone® Language Lessons portal URL:
 RosettaStoneClassroom.com

Your User Name and Password:

User name:

Password:

Acceso al programa Rosetta Stone® desde el hogar.

Guía de inicio rápido





¿Necesita ayuda?
Comuníquese con el administrador de su escuela.

Nombre del administrador:

Número de teléfono del administrador:




Dirección URL del portal de Rosetta Stone® Language Lessons de su escuela:
 RosettaStoneClassroom.com

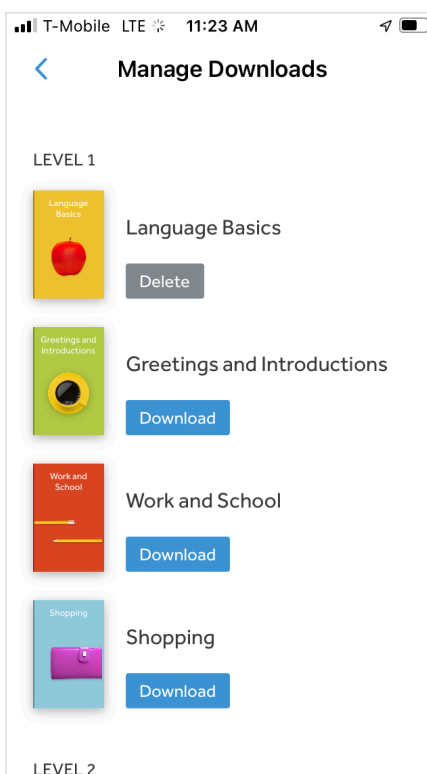
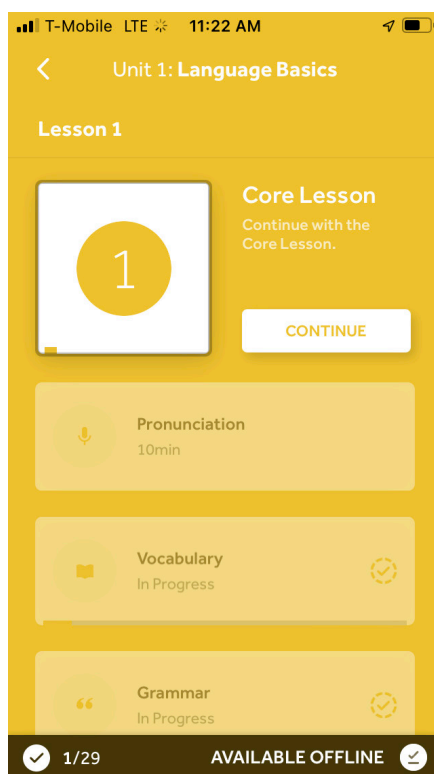
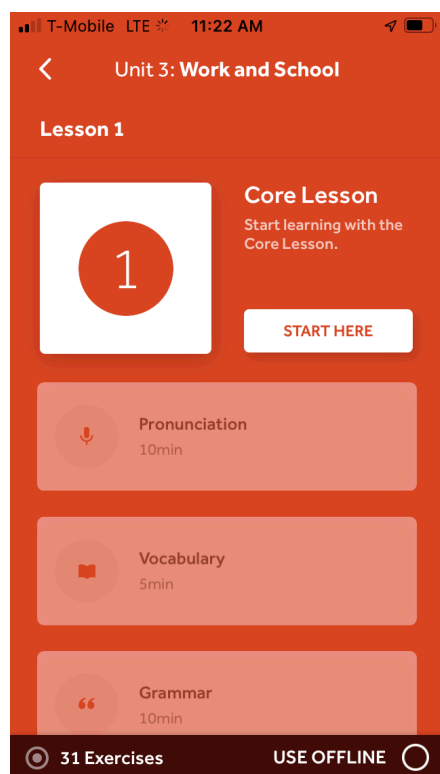
Su nombre de usuario y contraseña:

Nombre de usuario:

Contraseña:

2. Make access easy

-  In addition to desktop access, our award-winning mobile app allows families to practice their target language anywhere. Parents can download the app for free and sign in with their same credentials.
-  If they have limited access to the internet or limited data plans on mobile devices, encourage families to use Offline Mode. The mobile app, whether used online or in Offline mode, will provide identical learning experiences.
-  Click “Offline mode” in the desired lesson when connected to the internet, then click on “Use offline” in the bottom right corner to download the lesson to the device. The lesson will be available and accessible offline for 30 days.



3. Celebrate successes

- Once parents have accessed Rosetta Stone and started their language learning, create a consistent check-in schedule. Consider running a usage report every two weeks and sending home updates on usage and progress.
- Recognize high-use learners with incentives or invite them to share their tips for success with other parents and family members.

**Best practice tip:**

If you can provide a dedicated space and time where family members can come to your school building and learn with Rosetta Stone, you may see increased buy-in and engagement in the language acquisition opportunity you are providing.