

Rosetta Stone for world language independent learning

1

Identify starting unit

2

Offer extended curriculum

3







Provide supplemental activities







4

Monitor student progress

1. Identify starting unit

- ✓ Students in their first year of learning the target language should begin at Unit 1 Lesson 1.
- ✓ Students with previous experience in the target language can identify their most appropriate starting unit and lesson by completing:
 - **EITHER** the four review activities within any unit
 - **OR** the summative Milestone activity within any unit

Show Menu			
UNIT 2 Greetings and Introductions Where you're from			
Lesson 1	Lesson 2	Lesson 3	Lesson 4
 Pronunciation		10 minutes	Start
 Grammar		10 minutes	Start
 Speaking		10 minutes	Start
 Writing		5 minutes	Start
 Review		5 minutes	Start
 Vocabulary		5 minutes	Start

Show Menu			
UNIT 2 Greetings and Introductions Self and well-being			
Lesson 1	Lesson 2	Lesson 3	Lesson 4
 Review		5 minutes	Start
 Vocabulary		5 minutes	Start
 Writing		5 minutes	Start
 Speaking		10 minutes	Start
 Review		5 minutes	Start
 Milestone		10 minutes	Start








- ✓ After completing either the review activities or the summative Milestone, students with a passing score should move forward to the next unit. If students do not achieve the minimum passing score, they should try the review activities or Milestone for the previous unit.

2. Offer extended curriculum

- ✓ For students learning independently, adjust the curriculum to focus on extension activities that would normally be covered by a classroom teacher.
- ✓ Sign in to the Administrator Tools dashboard. Adjust student curriculum from “Standard” to “Extended” to provide additional targeted practice experiences.

Select a Curriculum

Language Units: Spanish (Latin America) Units 1-4 ▼☐ Use Default Curriculum

Name	Description	Learners	Author
 Standard	Optimized for efficient learning of content and skills		Rosetta Stone
 Standard with Reading Intro	Reading Intro (Units 1-4 only) teaches characters and their sounds		Rosetta Stone
 Extended	Optimized for additional practice of content and skills		Rosetta Stone
 Extended with Reading Intro	Reading Intro (Units 1-4 only) teaches characters and their sounds		Rosetta Stone
 Reading and Writing Focus	Optimized for reading and writing skills		Rosetta Stone
 Reading and Writing with Intro	Reading Intro (Units 1-4 only) teaches characters and their sounds		Rosetta Stone
 Speaking and Listening Focus	Optimized for speaking and listening skills		Rosetta Stone

CancelApply

3. Provide supplemental activities

- ✓ Students should always begin practicing in the Core Lesson activity of their starting unit. Moving at their own pace, students can complete the Focused Activities that follow.
- ✓ Once students have gained some familiarity and confidence in their unit, Stories empower students to explore additional practice that fits their needs. With Stories, students practice reading, listening, and speaking.

Stories
Read, listen, and speak your new language.

Filter: Child-friendly Unread

1 2 3 4 5 6 7 8 9 10 11 12 13 14 15 16 17 18 19 20

Unit 2

Alebrijes

Equipo de Robótica: El café

Jugando a «los adultos»

La mujer en el puente

Las flores de Xochimilco

María y Roberto: Nuevos amigos

Un gato negro bajo la luna

¿Dónde está Moi?

4. Monitor student progress

- ✓ Within your Administrator Tools, schedule a weekly Usage Report to receive a high-level overview of your students' usage time, overall progress, and average scores.
- ✓ For a more detailed look at your students' progress and scores for individual activities, run a Learner Progress Report instead.